


P9 System


The lighting system made of
aluminum with brass color finished







BRASS IN GOLD



WHITE

COPPERY

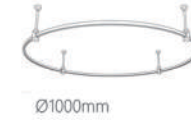
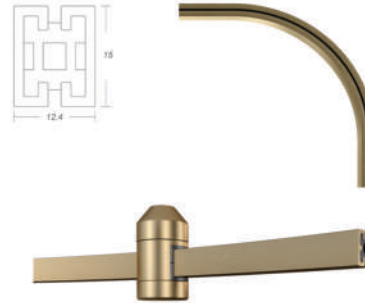
BLACK



Model No.:P9-R

Aluminum with coppery/black/white color finished

Item No.	Color finish	Dimension
P9-R600	coppery/ black /white	Ø600*H15mm
P9-R800	coppery/ black /white	Ø800*H15mm
P9-R1000	coppery/ black /white	Ø1000*H15mm
P9-R1200	coppery/ black /white	Ø1200*H15mm
P9-R1500	coppery/ black /white	Ø1500*H15mm
P9-R1800	coppery/ black /white	Ø1800*H15mm
P9-R2000	coppery/ black /white	Ø200*H15mm
P9-R3000	coppery/ black /white	Ø300*H15mm



Fixed frame

Fixed frame cover

Length can be made according to requirements

DEFAULT

200mm

Middle cover

Insulated conductive card

Rail fixing groove

lower lid

Model No.:P9-L

Aluminum with coppery/black/white color finished

Item No.	Color finish	Dimension
P9-L1000	coppery/ black /white	L1000*W12.5*H15mm
P9-L1200	coppery/ black /white	L1200*W12.5*H15mm
P9-L1500	coppery/ black /white	L1500*W12.5*H15mm
P9-L1800	coppery/ black /white	L1800*W12.5*H15mm
P9-L2000	coppery/ black /white	L2000*W12.5*H15mm
P9-L2500	coppery/ black /white	L2500*W12.5*H15mm
P9-L3000	coppery/ black /white	L3000*W12.5*H15mm
P9-L4000	coppery/ black /white	L4000*W12.5*H15mm



Model No.:P9-F1

Aluminum with coppery/black/white color finished



Item No.	Wire	Dimension of driver box
P9-F1-D65	1500/2000/3000mm adjustable	Ø65*H190mm
P9-F1-D70	1500/2000/3000mm adjustable	Ø70*H220mm

Model No.:P9-F3

Aluminum with coppery/black/white color finished



Item No.	Room size	Dimension of driver box
P9-F3-D65	300/400/500mm.....2000mm	Ø65*H190mm
P9-F3-D70	300/400/500mm.....2000mm	Ø70*H220mm

Model No.:P9-F5

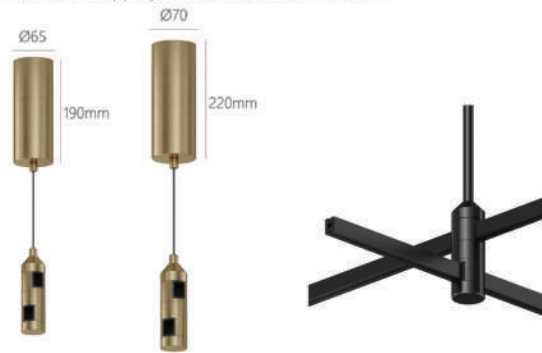
Aluminum with coppery/black/white color finished



Item No.	Wire	Dimension of driver box
P9-F5-220	1500/2000/3000mm adjustable	L220*W60*H50mm
P9-F5-240	1500/2000/3000mm adjustable	L240*W70*H50mm

Model No.:P9-F2

Aluminum with coppery/black/white color finished



Item No.	Wire	Dimension of driver box
P9-F2-D65	1500/2000/3000mm adjustable	Ø65*H190mm
P9-F2-D70	1500/2000/3000mm adjustable	Ø70*H220mm

Model No.:P9-F4


Aluminum with coppery/black/white color finished



Item No.	Room size	Dimension of driver box
P9-F4-D65	300/400/500mm.....2000mm	Ø65*H190mm
P9-F4-D70	300/400/500mm.....2000mm	Ø70*H220mm

Model No.:P9-F6

Aluminum with coppery/black/white color finished



Item No.	Room size	Dimension of driver box
P9-F6-220	300/400/500mm.....2000mm	L220*W60*H50mm
P9-F6-240	300/400/500mm.....2000mm	L240*W70*H50mm

Model No.:P9-F7

Aluminum with copper/black/white color finished



Item No.	Wire	Dimension of driver box
P9-F7-D30	1500/2000/3000mm adjustable	Ø30mm*H(adjustable)

Model No.:P9-F9

Aluminum with copper/black/white color finished



Item No.	Room size	Dimension of driver box
P9-F9-D30	300/400/500mm...2000mm	Ø30mm*H(adjustable)

Model No.:P9-F8

Aluminum with copper/black/white color finished




Item No.	Wire	Dimension of driver box
P9-F8-D30	1500/2000/3000mm adjustable	Ø30mm*H(adjustable)

Model No.:P9-F10

Aluminum with copper/black/white color finished



Item No.	Room size	Dimension of driver box
P9-F10-D30	300/400/500mm...2000mm	Ø30mm*H(adjustable)



Model No.:P9-B10

Aluminum with coppery/black/white color finished
Osram chip
CCT: 2700K/3500K/4200K



Item No.	Input	Power(W)	Beam Angel	Ra	Dimmable	Dimension
P9-B10-D30-H100	DC24V	3W/5W	15°/24°	>90	No	Ø30*H100mm
P9-B10-D30-H120	DC24V	3W/5W	15°/24°	>90	No	Ø30*H120mm
P9-B10-D50	DC24V	7W	15°/24°	>90	Option	Ø50*H120mm

Model No.:P9-B10B

Aluminum with coppery/black/white color finished
Osram chip
CCT: 2700K/3500K/4200K



Item No.	Input	Power(W)	Beam Angel	Ra	Dimmable	Dimension
P9-B10B-D30-H100	DC24V	3W/5W	15°/24°	>90	No	Ø30*H100mm
P9-B10B-D30-H120	DC24V	3W/5W	15°/24°	>90	No	Ø30*H120mm
P9-B10B-D50	DC24V	7W	15°/24°	>90	Option	Ø50*H120mm

Model No.:P9-B9

Aluminum with coppery/black/white color finished
Osram chip
CCT: 2700K/3500K/4200K



Item No.	Input	Power(W)	Beam Angel	Ra	Dimmable	Dimension
P9-B9-D40-H175	DC24V	3W/5W	15°/24°	>90	Option	Ø40*H175mm
P9-B9-D50-H190	DC24V	5W/7W	15°/24°	>90	Option	Ø50*H190mm

Model No.:P9-B10A

Aluminum with coppery/black/white color finished
Osram chip
CCT: 2700K/3500K/4200K



Item No.	Input	Power(W)	Beam Angel	Ra	Dimmable	Dimension
P9-B10A-D30-H100	DC24V	3W/5W	15°/24°	>90	No	Ø30*H100mm
P9-B10A-D30-H120	DC24V	3W/5W	15°/24°	>90	No	Ø30*H120mm
P9-B10A-D50	DC24V	7W	15°/24°	>90	Option	Ø50*H120mm

Model No.:P9-B10C

Aluminum with coppery/black/white color finished
Osram chip
CCT: 2700K/3500K/4200K



Item No.	Input	Power(W)	Beam Angel	Ra	Dimmable	Dimension
P9-B10C-D30-H100	DC24V	3W/5W	15°/24°	>90	No	Ø30*H100mm
P9-B10C-D30-H120	DC24V	3W/5W	15°/24°	>90	No	Ø30*H120mm
P9-B10C-D50	DC24V	7W	15°/24°	>90	Option	Ø50*H120mm

Model No.:P9-B9A

Aluminum with coppery/black/white color finished
Osram chip
CCT: 2700K/3500K/4200K



Item No.	Input	Power(W)	Beam Angel	Ra	Dimmable	Dimension
P9-B9A-D45-H220	DC24V	5W/7W	15°/24°	>90	No	Ø45*H215mm

Model No.:P9-B9B

Aluminum with copper/black/white color finished
Osram chip
CCT: 2700K/3500K/4200K



Item No.	Input	Power(W)	Beam Angel	Ra	Dimmable	Dimension
P9-B9B	DC24V	5W/7W	15°/24°	>90	Option	Ø50*H228mm

Model No.:P9-B7

Aluminum with copper/black/white color finished
Osram chip
CCT: 2700K/3500K/4200K



Item No.	Input	Power(W)	Beam Angel	Ra	Dimmable	Dimension
P9-B7-D70-H100	DC24V	3W/5W	85°	>90	No	Ø70*H100mm
P9-B7-D80-H105	DC24V	3W/5W	85°	>90	No	Ø80*H105mm
P9-B7-D97-H110	DC24V	7W	85°	>90	Option	Ø97*H110mm
P9-B7-D130-H133	DC24V	7W	85°	>90	Option	Ø130*H133mm

Model No.:P9-B11


Aluminum with copper/black/white color finished
Osram chip
CCT: 2700K/3500K/4200K



Item No.	Input	Power(W)	Beam Angel	Ra	Dimmable	Dimension
P9-B11-L135-H85	DC24V	3W/5W	15°/24°	>90	Option	L135*H85mm
P9-B11-L267-H80	DC24V	3W/5W	15°/24°	>90	Option	L267*H80mm

Model No.:P9-B9C


Aluminum with copper/black/white color finished
Osram chip
CCT: 2700K/3500K/4200K



Item No.	Input	Power(W)	Beam Angel	Ra	Dimmable	Dimension
P9-B9C-D46-H180	DC24V	3W/5W	15°/24°	>90	No	Ø46*H180mm
P9-B9C-D46-H300	DC24V	3W/5W	15°/24°	>90	No	Ø46*H300mm
P9-B9C-D57-H204	DC24V	7W	15°/24°	>90	Option	Ø57*H204mm
P9-B9C-D57-H600	DC24V	7W	15°/24°	>90	Option	Ø57*H600mm

Model No.:P9-B12

Aluminum with copper/black/white color finished
Osram chip
CCT: 2700K/3500K/4200K



Item No.	Input	Power(W)	Beam Angel	Ra	Dimmable	Dimension
P9-B12-L200-H80	DC24V	3W/5W	15°/24°	>90	Option	L200*H80mm
P9-B12-L400-H80	DC24V	3W/5W	15°/24°	>90	Option	L400*H80mm

Model No.:P9-B37

Aluminum with copper/black/white color finished
Osram chip
CCT: 2700K/3500K/4200K



Item No.	Input	Power(W)	Beam Angel	Ra	Dimmable	Dimension
P9-B37-500	DC24V	10W	15°/24°	>90	No	L500mm
P9-B37-1000	DC24V	15W	15°/24°	>90	No	L1000mm
P9-B37-1500	DC24V	20W	15°/24°	>90	No	L1500mm
P9-B37-2000	DC24V	24W	15°/24°	>90	No	L2000mm

Model No.:P9-B4

Aluminum with coppery/black/white color finished
Osram chip
CCT: 2700K/3500K/4200K



Item No.	Input	Power(W)	Beam Angel	Ra	Dimmable	Dimension
P9-B4	DC24V	5W	270°	>90	No	Ø100*H150mm

Model No.:P9-B6

Aluminum with coppery/black/white color finished
Osram chip
CCT: 2700K/3500K/4200K



Item No.	Input	Power(W)	Beam Angel	Ra	Dimmable	Dimension
P9-B6-D110	DC24V	2X5W	360°	>90	No	Ø100*H275
P9-B6-D120	DC24V	2X7W	360°	>90	No	Ø120*H315mm
P9-B6-D150	DC24V	2X7W	360°	>90	Option	Ø150*H375mm

Model No.:P9-B4B

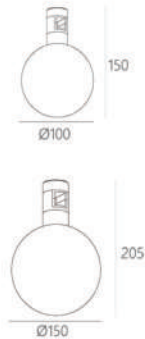
Aluminum with coppery/black/white color finished
Osram chip
CCT: 2700K/3500K/4200K



Item No.	Input	Power(W)	Beam Angel	Ra	Dimmable	Dimension
P9-B4B	DC24V	3W/5W	270°	>90	Option	Ø90*H140

Model No.:P9-B5

Aluminum with coppery/black/white color finished
Osram chip
CCT: 2700K/3500K/4200K



Item No.	Input	Power(W)	Beam Angel	Ra	Dimmable	Dimension
P9-B5-D80	DC24V	5W	270°	>90	No	Ø80*H130mm
P9-B5-D100	DC24V	5W	270°	>90	No	Ø100*H150mm
P9-B5-D120	DC24V	7W	270°	>90	Option	Ø120*H170mm
P9-B5-D150	DC24V	9W	270°	>90	Option	Ø150*H205mm

Model No.:P9-B4A

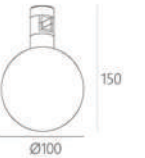
Aluminum with coppery/black/white color finished
Osram chip
CCT: 2700K/3500K/4200K



Item No.	Input	Power(W)	Beam Angel	Ra	Dimmable	Dimension
P9-B4A	DC24V	3W/5W	270°	>90	No	Ø100*H150mm

Model No.:P9-B4C

Aluminum with coppery/black/white color finished
Osram chip
CCT: 2700K/3500K/4200K



Item No.	Input	Power(W)	Beam Angel	Ra	Dimmable	Dimension
P9-B4C	DC24V	3W/5W	270°	>90	No	Ø100*H150mm

Model No.:P9-B4D

Aluminum with coppery/black/white color finished
Osram chip
CCT: 2700K/3500K/4200K



Item No.	Input	Power(W)	Beam Angel	Ra	Dimmable	Dimension
P9-B4D-80	DC24V	3W/5W	270°	>90	Option	Ø80*H130mm
P9-B4D-120	DC24V	3W/5W	270°	>90	Option	Ø120*H173mm

Model No.:P9-B2

Aluminum with coppery/black/white color finished
Osram chip
CCT: 2700K/3500K/4200K



Item No.	Input	Power(W)	Beam Angel	Ra	Dimmable	Dimension
P9-B2	DC24V	3W/5W	180°	>90	No	Ø60*H115mm

Model No.:P9-B22

Aluminum with coppery/black/white color finished
Osram chip
CCT: 2700K/3500K/4200K



Item No.	Input	Power(W)	Beam Angel	Ra	Dimmable	Dimension
P9-B22	DC24V	3W/5W	180°	>90	No	Ø30*H125mm

Model No.:P9-B19

Aluminum with coppery/black/white color finished
Osram chip
CCT: 2700K/3500K/4200K



Item No.	Input	Power(W)	Beam Angel	Ra	Dimmable	Dimension
P9-B19	DC24V	3W/5W	270°	>90	No	Ø80*H170mm

Model No.:P9-B21

Aluminum with coppery/black/white color finished
Osram chip
CCT: 2700K/3500K/4200K



Item No.	Input	Power(W)	Beam Angel	Ra	Dimmable	Dimension
P9-B21	DC24V	3W/5W	180°	>90	No	Ø30*H125mm

Model No.:P9-B15

Aluminum with coppery/black/white color finished
Osram chip
CCT: 2700K/3500K/4200K



Item No.	Input	Power(W)	Beam Angel	Ra	Dimmable	Dimension
P9-B15	DC24V	2*5W	360°	>90	No	Ø30*H175mm

Model No.:P9-B1A

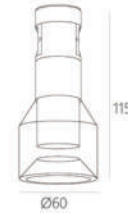
Aluminum with coppery/black/white color finished
Osram chip
CCT: 2700K/3500K/4200K



Item No.	Input	Power(W)	Beam Angle	Ra	Dimmable	Dimension
P9-B1A	DC24V	3W/5W	270°	>90	No	Ø90*H135mm

Model No.:P9-B23

Aluminum with coppery/black/white color finished
Osram chip
CCT: 2700K/3500K/4200K



Item No.	Input	Power(W)	Beam Angle	Ra	Dimmable	Dimension
P9-B23	DC24V	3W/5W	180°	>90	No	Ø60*H115mm

Model No.:P9-B25

Aluminum with coppery/black/white color finished
Osram chip
CCT: 2700K/3500K/4200K



Item No.	Input	Power(W)	Beam Angle	Ra	Dimmable	Dimension
P9-B25	DC24V	3W/5W	180°	>90	No	Ø80*H115mm

Model No.:P9-B24

Aluminum with coppery/black/white color finished
Osram chip
CCT: 2700K/3500K/4200K



Item No.	Input	Power(W)	Beam Angle	Ra	Dimmable	Dimension
P9-B24	DC24V	3W/5W	270°	>90	No	Ø65*H115mm

Model No.:P9-B26

Aluminum with coppery/black/white color finished
Osram chip
CCT: 2700K/3500K/4200K



Item No.	Input	Power(W)	Beam Angle	Ra	Dimmable	Dimension
P9-B26	DC24V	3W/5W	180°	>90	No	Ø65*H152mm

Model No.:P9-B1

Aluminum with coppery/black/white color finished
Osram chip
CCT: 2700K/3500K/4200K



Item No.	Input	Power(W)	Beam Angle	Ra	Dimmable	Dimension
P9-B1	DC24V	3W/5W	180°	>90	No	Ø140*H150mm

Model No.:P9-B27

Aluminum with coppery/black/white color finished
Osram chip
CCT: 2700K/3500K/4200K



Item No.	Input	Power(W)	Beam Angel	Ra	Dimmable	Dimension
P9-B27	DC24V	3W/5W	270°	>90	No	Ø65*H120mm

Model No.:P9-B3

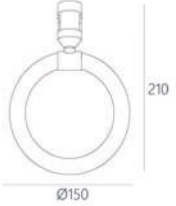
Aluminum with coppery/black/white color finished
Osram chip
CCT: 2700K/3500K/4200K



Item No.	Input	Power(W)	Beam Angel	Ra	Dimmable	Dimension
P9-B3	DC24V	3W/5W	270°	>90	No	Ø100*H158mm

Model No.:P9-B32

Aluminum with coppery/black/white color finished
Osram chip
CCT: 2700K/3500K/4200K



Item No.	Input	Power(W)	Beam Angel	Ra	Dimmable	Dimension
P9-B32	DC24V	3W/5W	270°	>90	No	Ø150*H210mm

Model No.:P9-B28

Aluminum with coppery/black/white color finished
Osram chip
CCT: 2700K/3500K/4200K



Item No.	Input	Power(W)	Beam Angel	Ra	Dimmable	Dimension
P9-B28	DC24V	3W/5W	270°	>90	No	Ø65*H140mm

Model No.:P9-B50

Aluminum with coppery/black/white color finished
Osram chip
CCT: 2700K/3500K/4200K



Item No.	Input	Power(W)	Beam Angel	Ra	Dimmable	Dimension
P9-B50	DC24V	3W/5W	360°	>90	No	Ø160*H170mm

Model No.:P9-B34

Aluminum with coppery/black/white color finished
Osram chip
CCT: 2700K/3500K/4200K



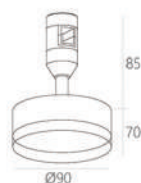
Item No.	Input	Power(W)	Beam Angel	Ra	Dimmable	Dimension
P9-B34	DC24V	3W/5W	270°	>90	No	Ø150*H140mm

Model No.:P9-B8

Aluminum with coppery/black/white color finished

Osram chip

CCT: 2700K/3500K/4200K



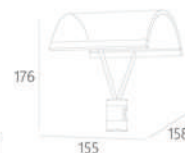
Item No	Input	Power(W)	Beam Angel	Ra	Dimmable	Dimension
P9-B8-D90	DC24V	5W/7W	120°	>90	No	Ø90*H85mm

Model No.:P9-B38

Aluminum with coppery/black/white color finished

Osram chip

CCT: 2700K/3500K/4200K



Item No	Input	Power(W)	Beam Angel	Ra	Dimension
P9-B38	DC24V	10W	270°	>90	L155*W158*H176mm

Model No.:P9-B10A

Aluminum with coppery/black/white color finished

Osram chip

CCT: 2700K/3500K/4200K



Item No	Input	Power(W)	Beam Angel	Ra	Dimmable	Dimension
P9-B10A	DC24V	5W/7W	15°/24°	>90	No	Ø55*H100mm

Model No.:P9-B8A

Aluminum with coppery/black/white color finished

Osram chip

CCT: 2700K/3500K/4200K



Item No	Input	Power(W)	Beam Angel	Ra	Dimmable	Dimension
P9-B8A	DC24V	3W/5W	24°/36°	>90	No	Ø85*H131mm

Model No.:P9-B39

Aluminum with coppery/black/white color finished

Osram chip

CCT: 2700K/3500K/4200K



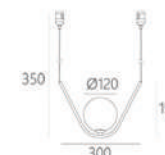
Item No	Input	Power(W)	Beam Angel	Ra	Dimension
P9-B39	DC24V	16W	270°	>90	L550*W158*H176mm

Model No.:P9-B44

Aluminum with coppery/black/white color finished

Osram chip

CCT: 2700K/3500K/4200K



Item No	Input	Power(W)	Beam Angel	Ra	Dimmable	Dimension
P9-B44	DC24V	3W/5W	270°	>90	No	Ø120*W300mm

Model No.:P9-B48

Aluminum with coppery/black/white color finished

Osram chip

CCT: 2700K/3500K/4200K



Item No.	Input	Power(W)	Beam Angle	Ra	Dimmable	Dimension
P9-B48	DC24V	5W/7W	180°	>90	No	Ø82*H350mm

Model No.:P9-B43

Aluminum with coppery/black/white color finished

Osram chip

CCT: 2700K/3500K/4200K



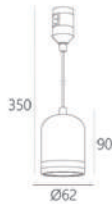
Item No.	Input	Power(W)	Beam Angle	Ra	Dimmable	Dimension
P9-B43	DC24V	6W	180°	>90	No	L180*H350mm

Model No.:P9-B49

Aluminum with coppery/black/white color finished

Osram chip

CCT: 2700K/3500K/4200K



Item No.	Input	Power(W)	Beam Angle	Ra	Dimmable	Dimension
P9-B49	DC24V	5W/7W	120°	>90	No	Ø62*H350mm

Model No.:P9-B45

Aluminum with coppery/black/white color finished

Osram chip

CCT: 2700K/3500K/4200K



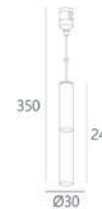
Item No.	Input	Power(W)	Beam Angle	Ra	Dimmable	Dimension
P9-B45-D30-H240	DC24V	5W	180°	>90	No	Ø30*H240mm
P9-B45-D30-H400	DC24V	5W	180°	>90	No	Ø30*H400mm

Model No.:P9-B46

Aluminum with coppery/black/white color finished

Osram chip

CCT: 2700K/3500K/4200K



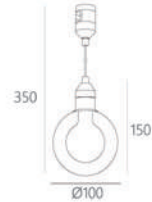
Item No.	Input	Power(W)	Beam Angle	Ra	Dimmable	Dimension
P9-B46-D30-H240	DC24V	5W	180°	>90	No	Ø30*H240mm
P9-B46-D30-H400	DC24V	5W	180°	>90	No	Ø30*H400mm

Model No.:P9-B42

Aluminum with coppery/black/white color finished

Osram chip

CCT: 2700K/3500K/4200K



Item No.	Input	Power(W)	Beam Angle	Ra	Dimmable	Dimension
P9-B42	DC24V	3W/5W	270°	>90	No	Ø100*H350mm

Model No.:P9-B51

Aluminum with coppery/black/white color finished
Osram chip
CCT: 2700K/3500K/4200K



Item No.	Input	Power(W)	Beam Angle	Ra	Dimmable	Dimension
P9-B51	DC24V	5W/7W	180°	>90	No	Ø100*H350mm

Model No.:P9-B13

Aluminum with coppery/black/white color finished
Osram chip
CCT: 2700K/3500K/4200K



Item No.	Input	Power(W)	Beam Angle	Ra	Dimmable	Dimension
P9-B13	DC24V	6W	270°	>90	No	Ø65*H120mm



Model No.:P9-B41

Aluminum with coppery/black/white color finished
Osram chip
CCT: 2700K/3500K/4200K



Item No.	Input	Power(W)	Beam Angle	Ra	Dimmable	Dimension
P9-B41	DC24V	5W/7W	270°	>90	No	Ø100*H360mm

Model No.:P9-B18

Aluminum with coppery/black/white color finished
Osram chip
CCT: 2700K/3500K/4200K



Item No.	Input	Power(W)	Beam Angle	Ra	Dimmable	Dimension
P9-B18	DC24V	6W	360°	>90	No	Ø65*H180mm

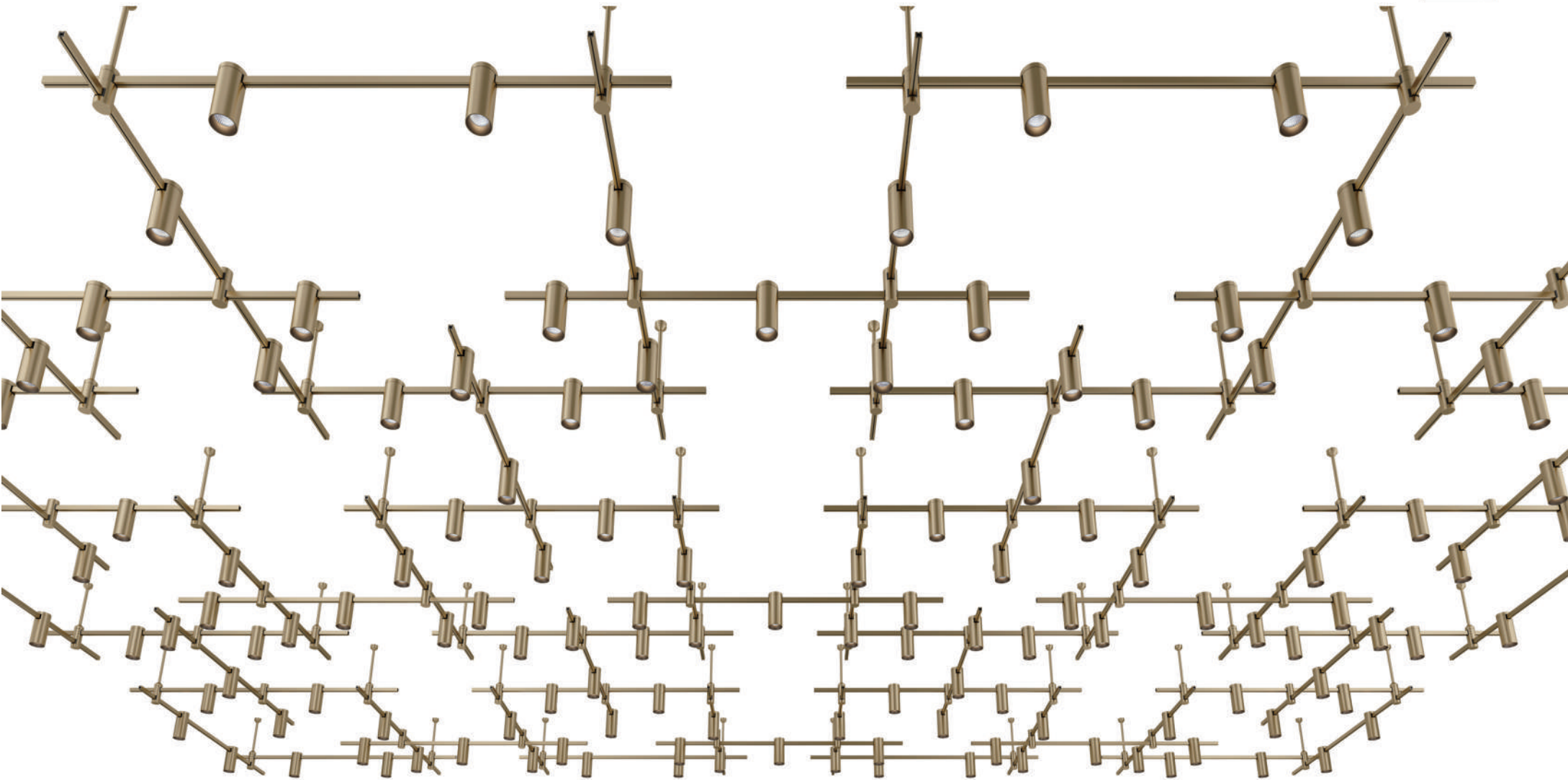






ELEGANT
LIGHTING







M.T.M. d.o.o.

Hitrecova 5, Zagreb, Croatia

Showroom: Konjšćinska 40, Zagreb

tel.: +385(1) 7899 582

email: info@elegant-lighting.org

web: elegant-lighting.org

 [elegant_lighting_by_mtm](#)

 [Elegant Lighting by MTM](#)

 [elegant.lighting.by.mtm](#)